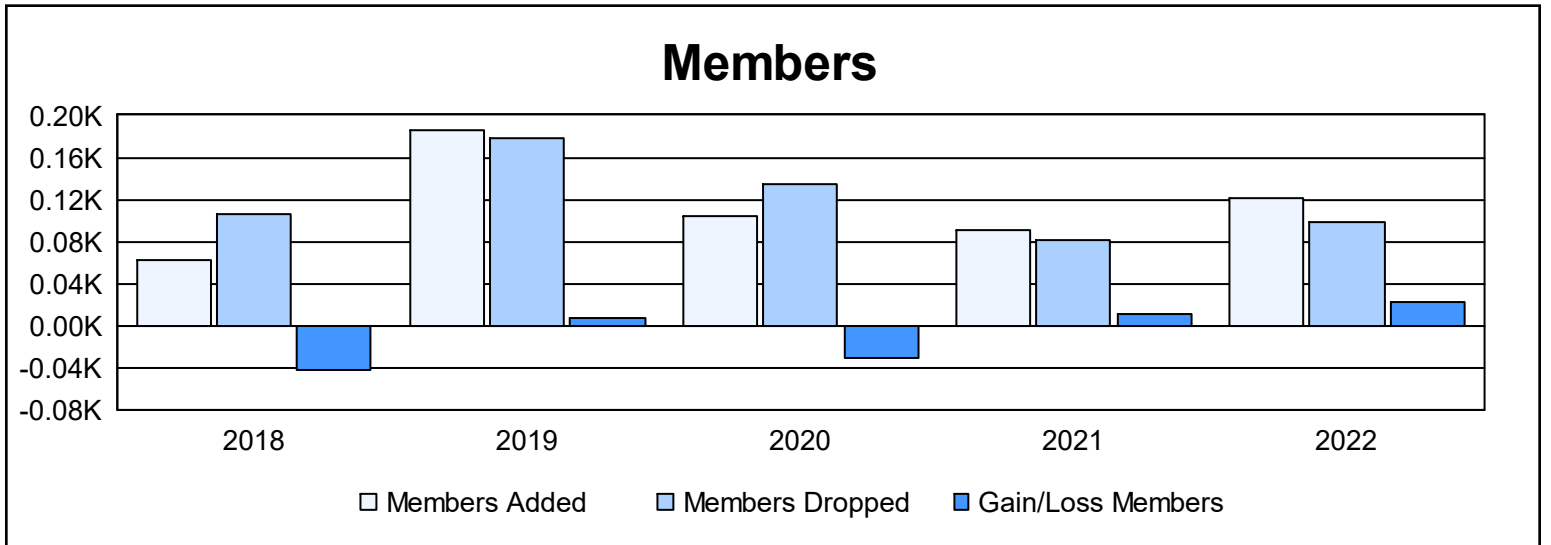
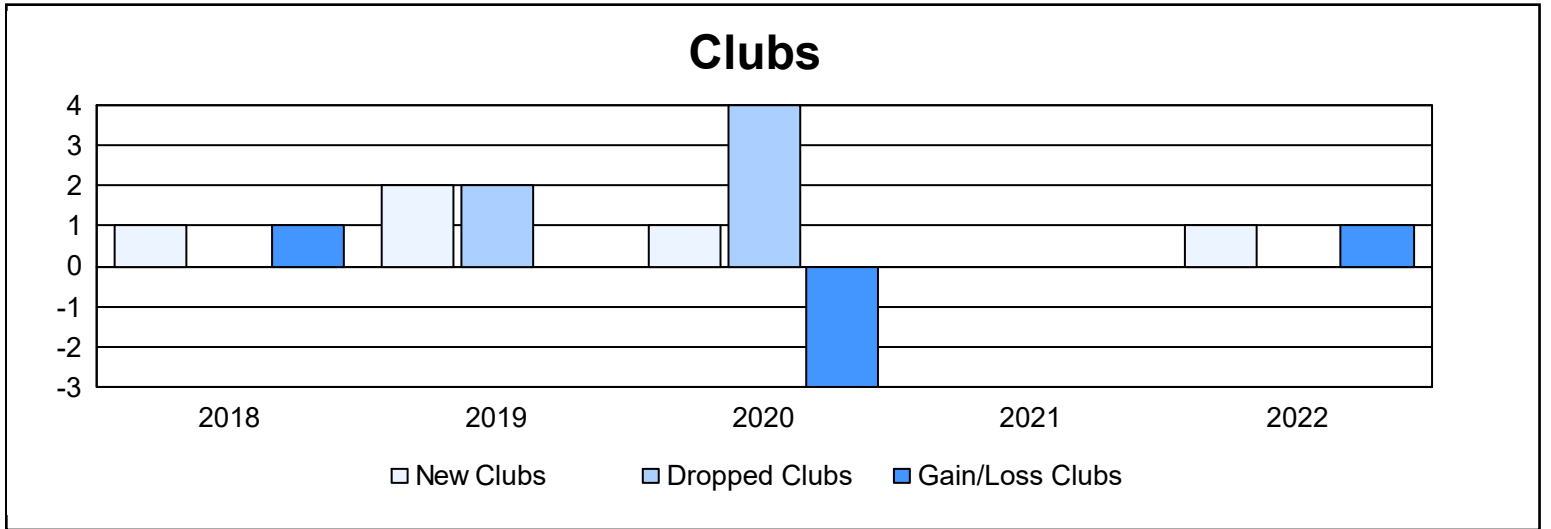
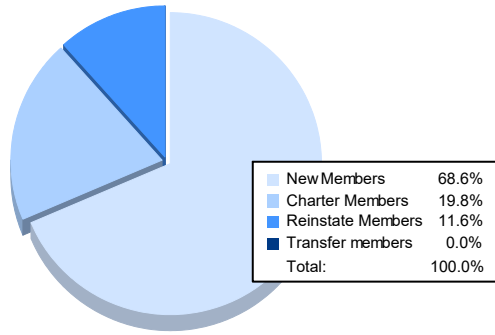


Year	New Clubs	Dropped Clubs	Gain/ Loss Clubs	New Members	Charter Members	Reinstate Members	Transfer Members	Total Member Added	Total Members Dropped	Gain/ Loss Members
2017-2018	1	0	1	29	32	2	0	63	106	-43
2018-2019	2	2	0	131	52	2	1	186	179	7
2019-2020	1	4	-3	75	24	1	4	104	134	-30
2020-2021	0	0	0	86	2	3	0	91	81	10
2021-2022	1	0	1	83	24	14	0	121	98	23
<b>Average</b>	<b>1</b>	<b>1</b>	<b>0</b>	<b>81</b>	<b>27</b>	<b>4</b>	<b>1</b>	<b>113</b>	<b>120</b>	<b>-7</b>



### Membership Composition June 2022 Cumulative



### Gender Composition June 2022 Cumulative

